

MI-430 Microprocessor Indicator



Feature:

- ▶ 4" Large LED Display.
- ▶ T/C, RTD, mV, mA, V, and Digital Input selection.
- ▶ Universal power supply : 90~264VAC, 50/60Hz.
- ▶ 2 Alarm output. (Note 1)
- ▶ Standby and Latch mode can be combined with 8 different alarm functions.
- ▶ 4~20mA or 0~10Vdc retransmission and RS-485 communication(MODBUS RTU) are available for option.
- ▶ USB configuration port.

Note1: 1st and 2nd Alarm are available for option.



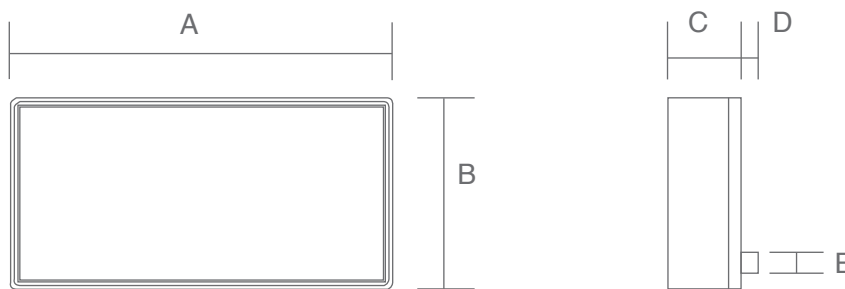
MI-430

Specifications	
Input	Thermocouple: J. K. T. E. B. R. S. N.C
	RTD: DIN PT-100; JIS PT-100
	Linear: 4~20mA; 0~50mV; 1~5V; 0~10V...
Accuracy	T/C±1 °C; RTD±0.2 °C; Linear±3 μV
Sampling Time	0.25 sec. (8 sample/sec) 125ms
Alarm	Relay Contact Output: 10A/ 240 VAC (Resistive load)
Retransmission	Current Output: 4~20mA; (Resistive 600Ω max.)
	Continuous Voltage Output: 0~50mV; 1~5V; 0~10V.... (Resistive 600Ω min.)
General	Rated Voltage: AC 90~264VAC 50/60Hz
	Ambient Temperature: 0~50 °C
	Ambient Humidity: 0~90 %
	Consumption: Less than 3VA

Input		
Type	Temperature Range	
J	-50 °C ~ 1000 °C	-58 °F ~ 1832 °F
K	-50 °C ~ 1370 °C	-58 °F ~ 2498 °F
T	-270 °C ~ 400 °C	-454 °F ~ 752 °F
E	-50 °C ~ 750 °C	-58 °F ~ 1382 °F
B	0 °C ~ 1800 °C	32 °F ~ 3272 °F
R	0 °C ~ 1750 °C	32 °F ~ 3182 °F
S	0 °C ~ 1750 °C	32 °F ~ 3182 °F
N	-50 °C ~ 1300 °C	-58 °F ~ 2372 °F
C	-50 °C ~ 1800 °C	-58 °F ~ 3272 °F
DPT	-200 °C ~ 850 °C	-328 °F ~ 1652 °F
JPT	-200 °C ~ 650 °C	-328 °F ~ 1202 °F
LINE	-1999 ~ 9999	

Alarm Functions	
PV High Alarm	PV Low Alarm

Dimension



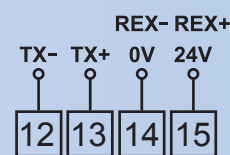
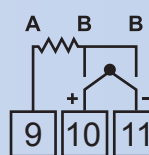
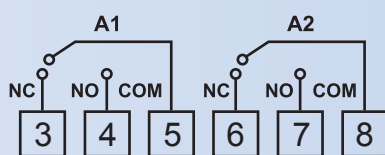
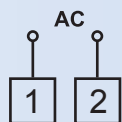
(Unit: mm)

Model	A	B	C	D	E
SD430-3	374	150	61.2	13	14
SD430-4	464	150	61.2	13	14

Wiring Diagram

MI-430

90~264 VAC



Ordering Information

MI-430



Digits	Code
3 Digits	3
4 Digits	4



I/P	Code
T/C	T
PT100 (RTD)	D
0~60mV	L
0~10V	V
0~24mA	M
RS485	C



Retransmission	Code
None	N
4~20mA	R
0~10V	V
Other	O



RS-485	Code
None	N
RS-485	C